

Potential Health Effects from HVP Products Exposure

SKIN	Irritation of skin may occur and progress to dermatitis. One component, benzene, may be absorbed through the skin.
EYES	Irritation of eyes may occur.
BREATHING	Breathing mists or vapours may cause accumulation in the lungs and/or central nervous system depression, dizziness, headaches, giddiness, drowsiness, fatigue, nausea, unconsciousness or death.
SWALLOWING	Swallowing mists or vapours may cause accumulation in the lungs and/or central nervous system depression, dizziness, headaches, giddiness, drowsiness, fatigue, nausea, unconsciousness or death.
LONG-TERM HAZARDS	Defatting and drying of skin may occur and cause dermatitis. Inhalation of one component, benzene, has been associated with blood disorders including anemia and leukemia. Repeated exposure to high vapour concentrations may cause eye and respiratory irritation, giddiness, staggered gait, nausea, abdominal pain, loss of appetite, liver damage, kidney damage, and damage to the bone marrow including cancer.
CARCINOGENICITY	Benzene is listed with IARC, NTP, ACGIH or OSHA as a carcinogen.

Response Consideration

Environment, Health & Safety

Plains operations are subject to stringent federal, provincial and local laws and regulations governing the discharge of materials into the environment or otherwise related to protecting the environment.

Plains adheres to the highest environmental and safety standards throughout our organization. We provide a workplace that protects the health and safety of our employees, contractors and the communities surrounding our facilities.

Our Environment, Health and Safety (EH&S) Management Programs are at the core of our operations. These programs include management commitment and leadership, employee training and awareness, inspections and audits, performance and achievement recognition, emergency preparedness and response, communications and continuous improvement.

Notification

If you are contacted by Plains Midstream Canada to advise you of an emergency situation, the caller will:

- Identify themselves by name.
- Announce that they are a Plains Midstream Canada representative.
- Describe the problem and what is being done.
- Give you instructions to protect your safety (shelter / evacuation).
- Verify the information you have provided.
- Address any concerns which you may have.
- Provide a telephone number which you can call to get additional information.

Emergency Contacts

If you suspect a problem at a Plains facility in your area, please call Plains Midstream Canada's 24-hour Emergency Response number:

1-866-875-2554

In the event of an emergency, Plains will be working with the AER and local authorities.

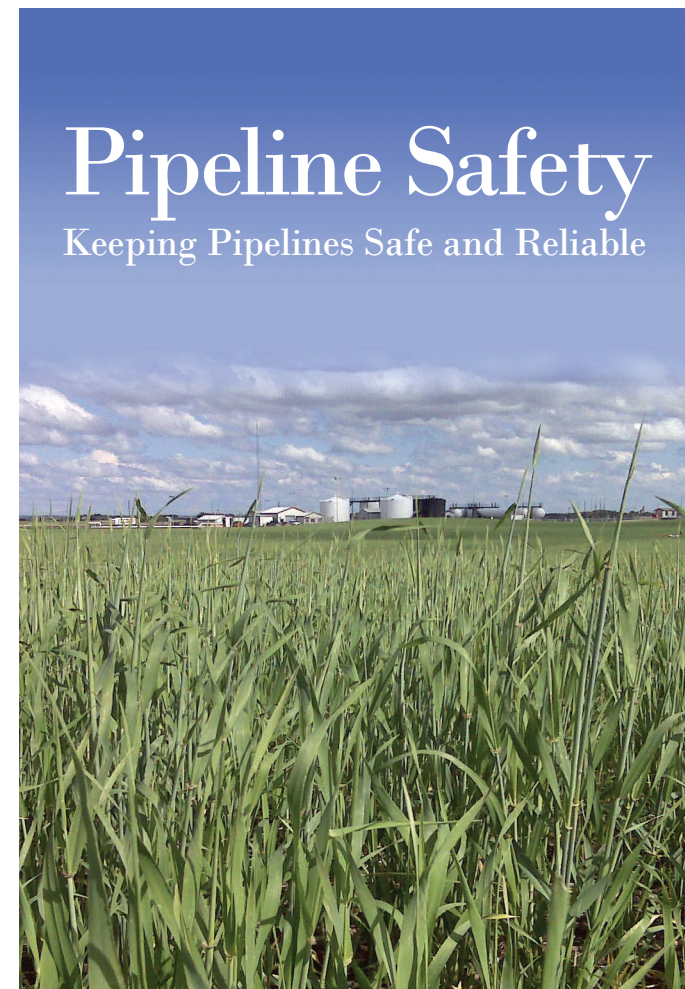
Alberta Energy Regulator (AER)

AER 24-hour emergency line 1-800-222-6514

Local Authorities

Village of Breton, AB	780-696-3636
Brazeau County, AB	780-542-7777 (Daytime only)
.	780-542-8770 (After hours)
Calmar, AB	780-985-3604
Clearwater County, AB	403-845-4444
Cochrane, AB	403-851-2504
Cremona, AB	403-637-3762
Cynthia, AB	780-542-7777 (Daytime only)
Devon, AB	780-987-8300
Drayton Valley, AB	780-514-2200
City of Edmonton, AB	780-442-5311
.	311 (in city)
Lac Ste Anne County, AB	780-785-3411
Lacombe County, AB	403-782-6601
Leduc County, AB	780-955-3555
Mountain View County, AB	403-335-3311
Ponoka County, AB	403-783-3333
Red Deer County, AB	403-350-2150
Town of Rocky Mountain House, AB	403-845-4444
Rocky View County, AB	403-230-1401
Strathcona County, AB	780-464-8111
Village of Thorsby, AB	780-789-3935
Violet Grove, AB	780-542-7777 (Daytime only)
County of Wetaskiwin No. 10, AB	780-361-6223
Woodlands County, AB	780-778-8402
Yellowhead County, AB	780-723-4800

AMBULANCE/POLICE/FIRE 9-1-1



Pipeline Safety

Keeping Pipelines Safe and Reliable

Public Awareness Information for landowners and area residents related to Plains Midstream Canada's Co-Ed pipeline.

- Emergency notification
- Public protection measures
- Pipeline safety: Call or Click Before You Dig

JULY 2015



**PLAINS
MIDSTREAM**
C A N A D A

Our Operations in your Area

Plains Midstream Canada ULC (Plains) is the operator of the Co-Ed Pipeline system. These pipelines are licensed as High Vapour Pressure (HVP) and forms part of Plains Midstream Canada's Alberta pipeline network. The respective Emergency Planning Zones (EPZs) are 250 to 900 metres for the Co-Ed Pipeline System. Refer to the map on the back of this brochure for more details.

High Vapour Pressure (HVP) Products

HVP products include propane, butane, pentane, and natural gas liquids (NGL). At atmospheric pressure, HVP products are gases. Under pressure, HVP products exist in a liquid state. In humid air, a leak of an HVP product may form a visible white cloud of cold vapour considerably heavier than air. Under extreme conditions, pools of super-cooled liquid may briefly form. When HVP products vapourize, they expand (70 to 300 times) and can form a plume, which may drift downwind from the source under moderate wind speed conditions. Under higher wind speed conditions, the vapour would dissipate faster.

Main Hazards:

- Potential explosion hazards from delaying ignition of drifting vapour cloud
- Fire hazard from burning gas and radiant heat
- Critical hazard because of oxygen deficiency as expanding gas cloud or plume displaces air at ground level

If You Suspect a Problem

Please call Plains Midstream Canada's 24-hour emergency number if you suspect a problem. (1-866-875-2554)

While the chance of an uncontrolled spill or problem is remote, the Plains Emergency Response Plan (ERP) for this area is in place to ensure your safety. If a leak should occur, emergency crews will take immediate steps to minimize the risk to the public and environment.

Additional emergency response personnel will be notified and dispatched to the area to safely manage the emergency.

Public Protection Measures Evacuation, Shelter & Ignition Procedures

Evacuation Procedures

If it is necessary to evacuate, you will be contacted by telephone immediately. If there is no answer to our calls, we will proceed to your residence to inform you of the situation. The following steps should be taken if "Evacuation" procedures have been implemented:

- Gather all residents and bring any medicines required.
- Lock all windows and doors.
- Turn down thermostat and shut off any air exchange fans to outside.
- Drive safely on the route provided and proceed directly to the evacuation centre and check in with the representative.
- Wait for further instruction.

Shelter-in-Place Procedures

If you are advised to stay sheltered, do not leave your house or attempt to start any vehicles until a Plains representative advises you that it is safe to do so. The following steps should be taken if "Shelter-In-Place" procedures have been implemented:

- Immediately gather everyone indoors and stay there.
- Close and lock all windows and outside doors, if possible, tape any gaps around exterior door frames.
- Extinguish indoor wood-burning fires and close flue dampers if possible.
- Turn off anything that circulates air, such as:
 - Furnaces
 - Kitchen fans
 - Bathroom fans
 - Built-in vacuum systems
 - Clothes dryers
 - Gas fireplaces
 - Gas stoves
 - Air conditioning
 - Ventilators
- Leave all inside doors open.
- Wait in an interior room upstairs for further instruction.
- Avoid using the telephone, except for emergencies, so that you can be contacted by Plains emergency response personnel.
- Call the company if you are experiencing symptoms, smelling odours or have contacted government agencies (so the response can be coordinated).
- Stay tuned to local radio and television for possible information updates.
- Even if you see people outside, do not leave until told to do so.
- If you are unable to follow these instructions, please notify Plains emergency response personnel.

After the hazardous substance has passed through the area you will receive an "all-clear" message from Plains emergency response personnel. You may also receive, if required, instructions to ventilate your building by:

- Opening all windows and doors
- Turning on fans
- Turning up thermostats

During this time the air outside may be fresher.

Ignition Procedures

If it is determined that ignition is required, the Incident Commander is fully authorized to ignite the release at the pipeline, facility or terminal. Ignition of the gas source would ensure your safety if evacuation was not practical.



Plains Midstream Canada's
24-hour emergency number
1-866-875-2554

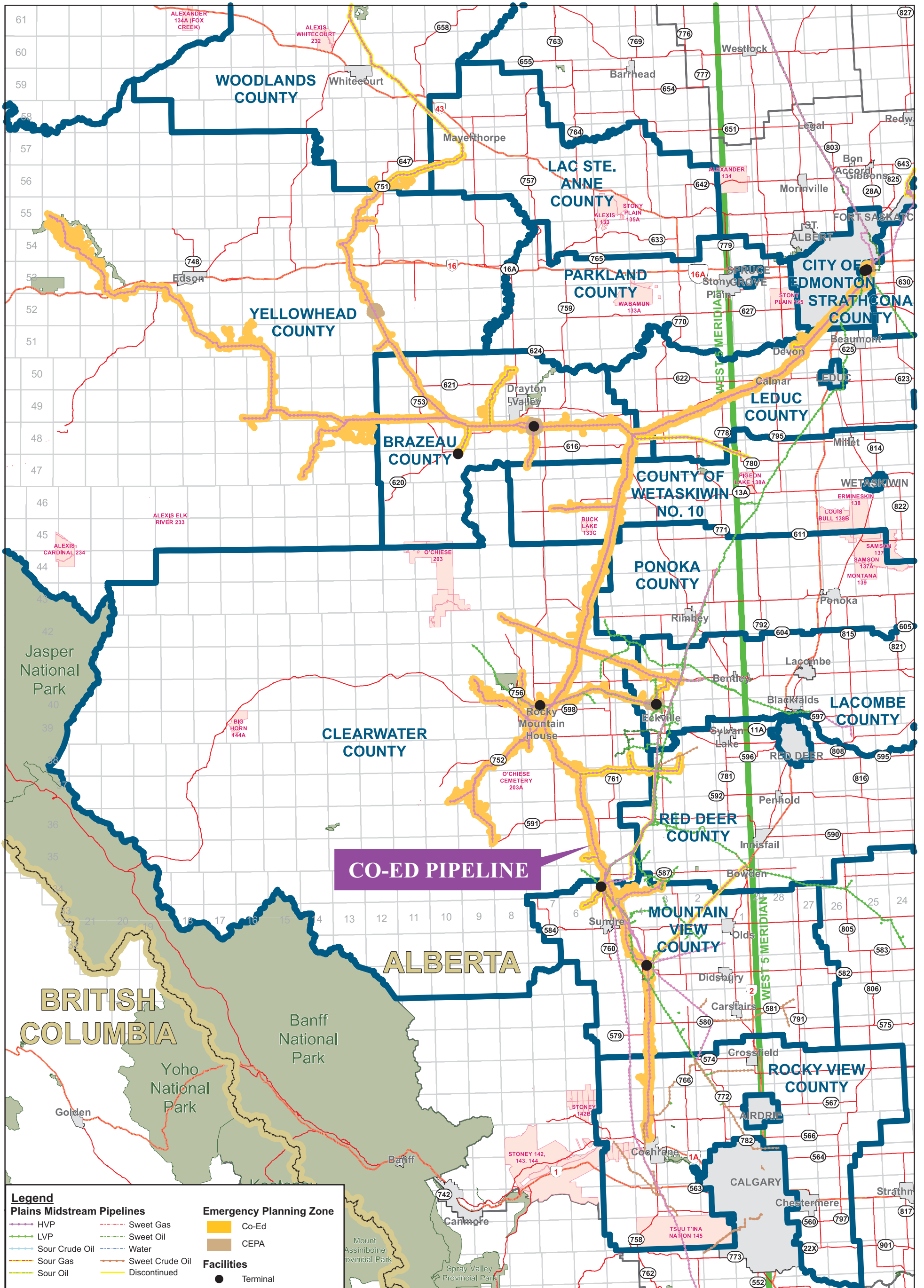
**Click
Before
You Dig**

CLICK OR CALL BEFORE YOU DIG
When work needs to be done within 30 metres of the pipeline Right of Way, you can arrange to have the pipeline located for you within 48 hours, free of charge. This service can be arranged by visiting/calling the following:














clickbeforeyoudig.com

ALBERTA ONE-CALL 1-800-242-3447





Legend

 HVP	 Sweet Gas	 Co-Ed
 LVP	 Sweet Oil	 CEPA
 Sour Crude Oil	 Water	Facilities
 Sour Gas	 Sweet Crude Oil	 Terminal
 Sour Oil	 Discontinued	